

FINAL

Ακαδημία Αθ. **48 - 55** Α.Σ.Ε. Δούκα

50% 6 / 12 FT 5 / 23 22%

38% 15 / 40 2p 16 / 38 42%

21% 4 / 19 3p 6 / 22 27%

40 31 - 9 Rb 30 - 16 46

18 Tu 13

Referees: Μπούκας - Δελδήμος

| Each Period | 1st | 2nd | 3rd | 4th |
|--------------|-----|-----|-----|-----|
| Ακαδημία Αθ. | 7 | 12 | 11 | 18 |
| Α.Σ.Ε. Δούκα | 11 | 19 | 13 | 12 |

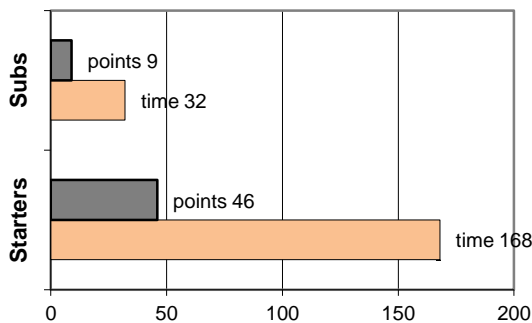
| End of Period | 1st | 2nd | 3rd | 4th |
|---------------|-----|-----|-----|-----|
| Ακαδημία Αθ. | 7 | 19 | 30 | 48 |
| Α.Σ.Ε. Δούκα | 11 | 30 | 43 | 55 |

Coach: Π. Δημητρίου - Δ. Χρυσικός
Α.Σ.Ε. Δούκα

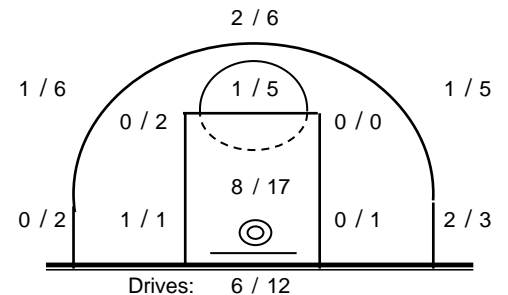
Fast Breaks 1 / 4

| # Player | Time (min) | Points | Ft | 2p | 3p | +/- | Rebs | | As | St | Tu | Bl | Fouls | | Rkg* |
|----------------------|------------|--------|--------|---------|---------|--------|------|----|----|----|----|----|-------|----|------|
| | | | | | | | de | of | | | | | Wo | Co | |
| 4 Μαραγκόπουλος Κ. | 7 | 2 | 0 / 3 | 1 / 2 | 0 / 0 | 6 | 1 | 1 | 0 | 0 | 1 | 0 | 2 | 2 | - |
| 5 Χατζής Π. | 26 | 3 | 1 / 2 | 1 / 4 | 0 / 1 | 3 | 7 | 3 | 0 | 2 | 1 | 1 | 2 | 3 | 10 |
| 6 Κεσίσογλου Β. | 3 | 0 | 0 / 0 | 0 / 0 | 0 / 0 | 2 | 0 | 0 | 0 | 0 | 0 | 0 | 0 | 0 | - |
| 7 Ματσούκας Β. | 28 | 3 | 0 / 0 | 0 / 2 | 1 / 4 | 10 | 5 | 3 | 1 | 1 | 2 | 0 | 0 | 3 | 6 |
| 8 Δημητρός Θ. | 36 | 16 | 3 / 6 | 2 / 6 | 3 / 6 | 6 | 5 | 2 | 1 | 1 | 2 | 1 | 3 | 1 | 14 |
| 9 Δάφνης Αγ. | 3 | 3 | 0 / 0 | 0 / 0 | 1 / 1 | 2 | 0 | 0 | 0 | 0 | 0 | 0 | 0 | 0 | - |
| 16 Αναστασόπουλος Ι. | 40 | 3 | 0 / 1 | 0 / 3 | 1 / 7 | 7 | 6 | 0 | 7 | 3 | 4 | 0 | 2 | 2 | 5 |
| 11 Λαγός Κ. | 38 | 21 | 1 / 11 | 10 / 17 | 0 / 3 | 7 | 4 | 4 | 2 | 0 | 2 | 0 | 10 | 2 | 9 |
| 12 Μιχελάκης Σ. | 16 | 4 | 0 / 0 | 2 / 4 | 0 / 0 | -3 | 1 | 3 | 0 | 1 | 0 | 0 | 1 | 0 | 7 |
| 17 Κορμάς Ν. | 1 | 0 | 0 / 0 | 0 / 0 | 0 / 0 | -1 | 0 | 0 | 0 | 0 | 0 | 0 | 0 | 0 | - |
| 19 Γεωργιόπουλος Σ. | 1 | 0 | 0 / 0 | 0 / 0 | 0 / 0 | -1 | 0 | 0 | 0 | 0 | 0 | 0 | 0 | 0 | - |
| 21 Μπίνος Αλ. | 1 | 0 | 0 / 0 | 0 / 0 | 0 / 0 | -3 | 0 | 0 | 0 | 0 | 0 | 0 | 0 | 0 | - |
| Team | | | | | | | 1 | 0 | | | 1 | | 1 | 0 | |
| 1st quarter | | 11 | 2 / 8 | 3 / 9 | 1 / 5 | | 9 | 3 | 1 | 2 | 3 | 1 | 6 | 3 | 8 |
| 2nd quarter | | 19 | 0 / 5 | 5 / 13 | 3 / 8 | | 7 | 8 | 4 | 2 | 1 | 0 | 4 | 4 | 21 |
| 3rd quarter | | 13 | 0 / 3 | 5 / 9 | 1 / 4 | | 8 | 3 | 3 | 4 | 5 | 1 | 3 | 1 | 17 |
| 4th quarter | | 12 | 3 / 7 | 3 / 7 | 1 / 5 | | 6 | 2 | 3 | 0 | 4 | 0 | 8 | 5 | 7 |
| Final Stats | | 200 | 55 | 5 / 23 | 16 / 38 | 6 / 22 | 35 | 30 | 16 | 11 | 8 | 13 | 2 | 21 | 53 |
| | | | 22% | 42% | 27% | | | 46 | | | | | | | |

Starters- Subs ratio




Shot Chart



*Ranking= Pts+Rebs+As+St+B-Mished Shots-Tu (Time Played>7min.)

Offense Analysis

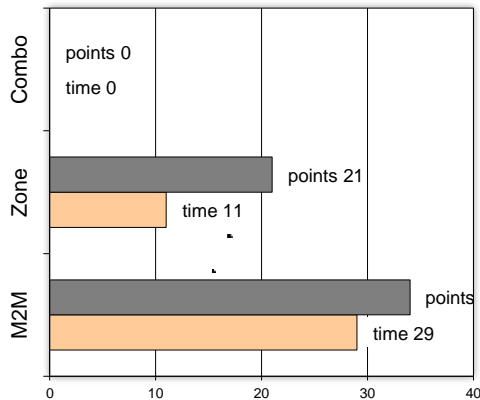
Play performance:



Against Defense Types:

Turnovers:

Fast breaks:



Έγιναν 13 λάθη
1 ήταν χρονικές υπερβάσεις,
1 ήταν παραβάσεις γραμμών,
10 ήταν λάθη κατοχής και
1 ήταν βήματα ή μεταφορά.

Επετεύχθησαν 1 αιφνιδιασμοί
1 ήταν πρωτεύοντες
0 ήταν δευτερεύοντες
0 προήλθαν από λάθος
 του αντιπάλου

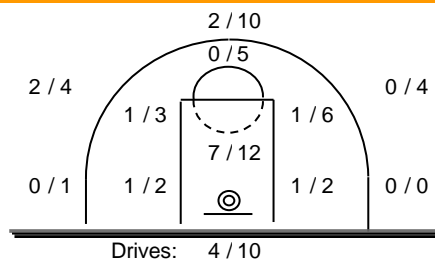
Πραγματοποιήθηκαν συνολικά 82 επιθέσεις, με απόδοση 0.67
 έναντι 75 επιθέσεων των αντιπάλων.

Defense Analysis

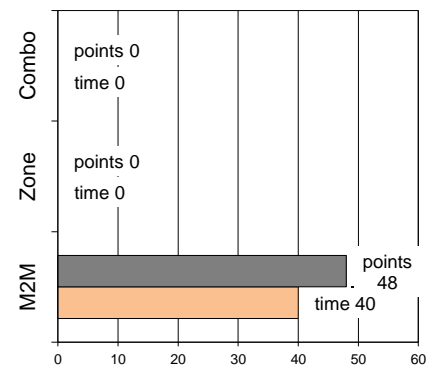
Ακαδημία Αθ.

| | |
|--------------------|-------|
| 18 Κωστάρας Π. | 5 -1 |
| 5 Θέρμος Κ. | 0 |
| 6 Πάλλης Χ. | 0 |
| 7 Αρμένης Ε. | 15 |
| 8 Λιακόπουλος Β. | 0 |
| 9 Σαρηκώστας Ι. | 0 |
| 10 Λυριτσής Α. | 7 |
| 11 Σωτηρόπουλος Γ. | 13 -2 |
| 12 Μπίνας Χ. | 1 |
| 13 Μανωλάτος Δ. | 7 -1 |
| 20 Τσέκος Ν. | 0 |
| 15 - | 0 |

Opponent's shot chart

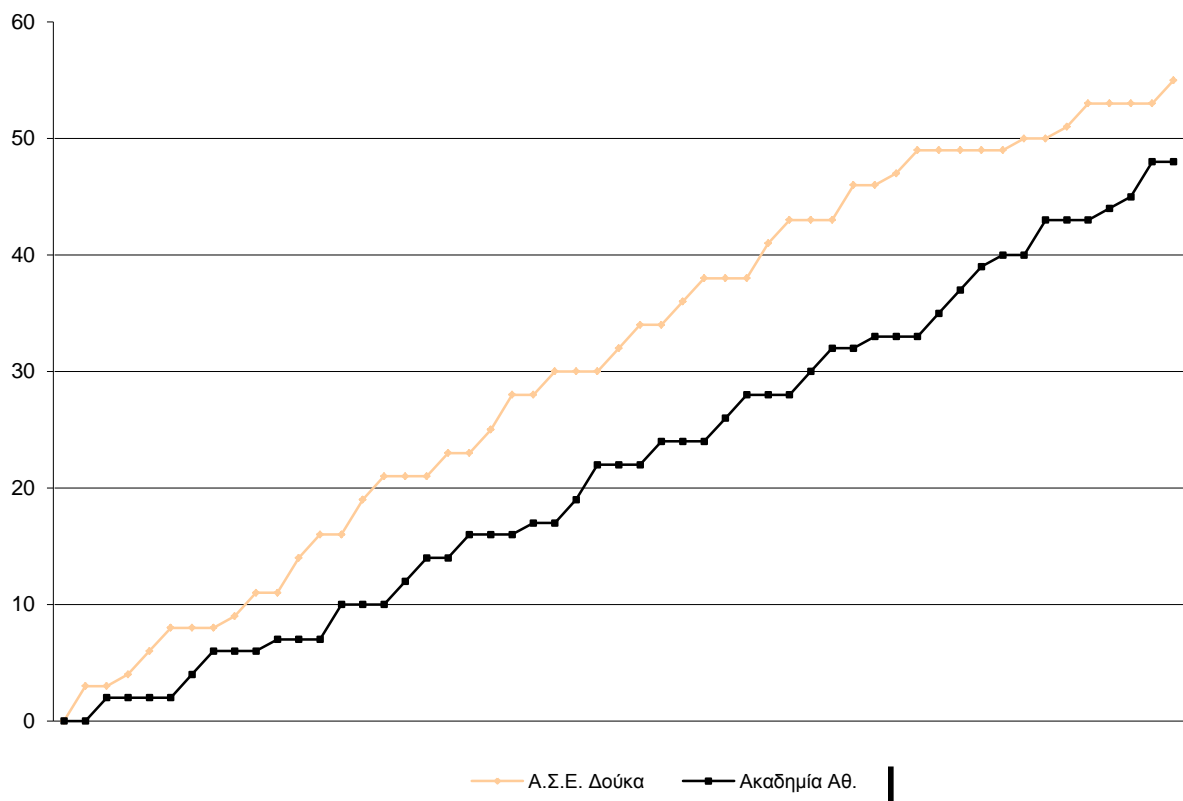


Defense Types Performance

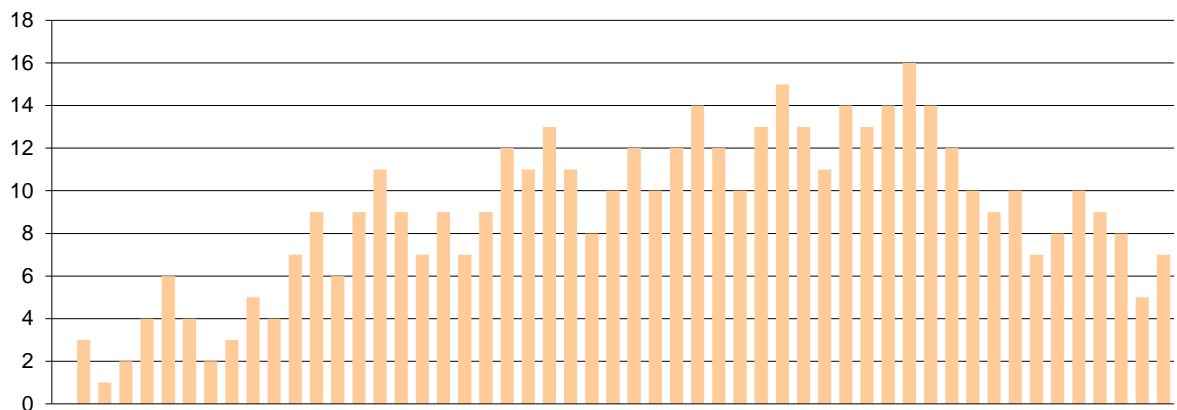


Graphic Stats

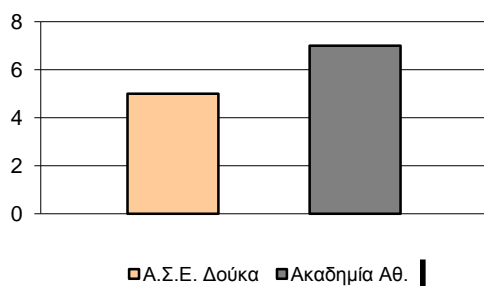
Score Evolution



Score Difference



Largest Scoring Run



Notes

Notes